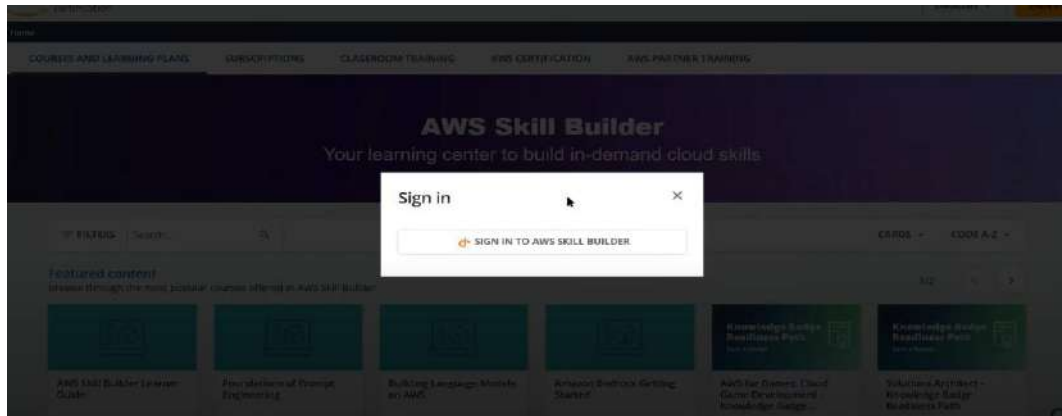


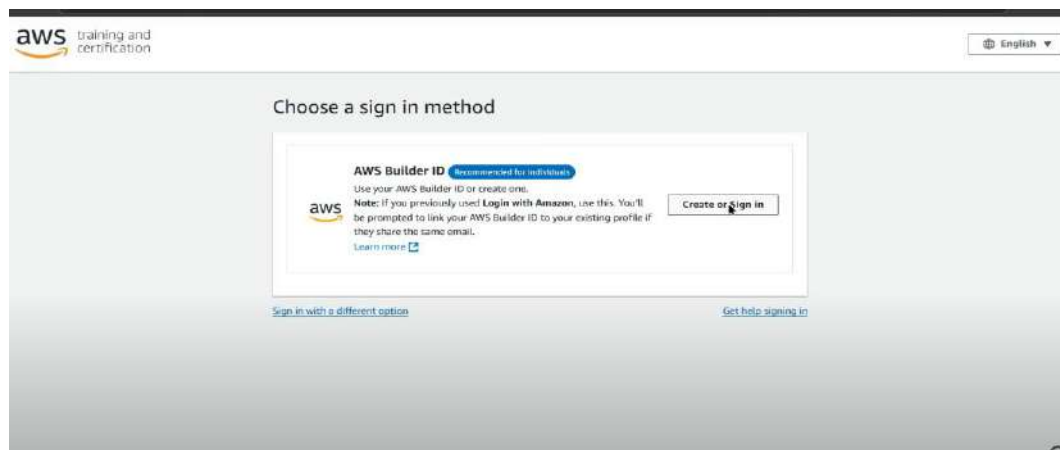
AWS Skill Builder Login Guidelines

Follow the steps below to log in and set up your AWS Skill Builder account:

1. Open your browser and search for AWS Skill Builder platform.
2. Click on Sign In (available at the top-right corner of the page).



3. Under *Choose a sign-in method*, select Create or Sign In.



4. Enter your official college email address (ending with @geu.ac.in or @gehu.ac.in).



Create AWS Builder ID

AWS Builder ID is a new personal profile for builders. [Learn more](#)

- ✓ Get started for free
- ✓ Complement your existing AWS accounts
- ✓ Secure your login with optional MFA

Your email address

Next

OR

By continuing and using an AWS Builder ID, you agree to the [AWS](#)

5. A verification code will be sent to your official email account. Enter the code and verify.



Additional verification required

We sent an email with a verification code to 220221276@geu.ac.in ([not you?](#))

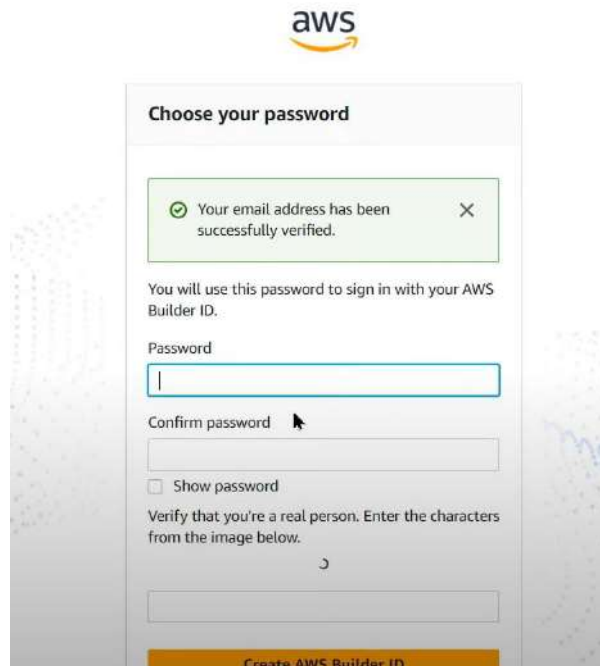
Enter it below to confirm your identity.

Verification code

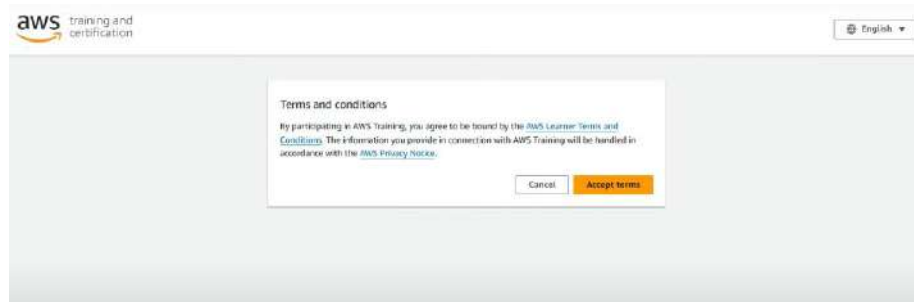
Verify

[Resend email with a code](#)

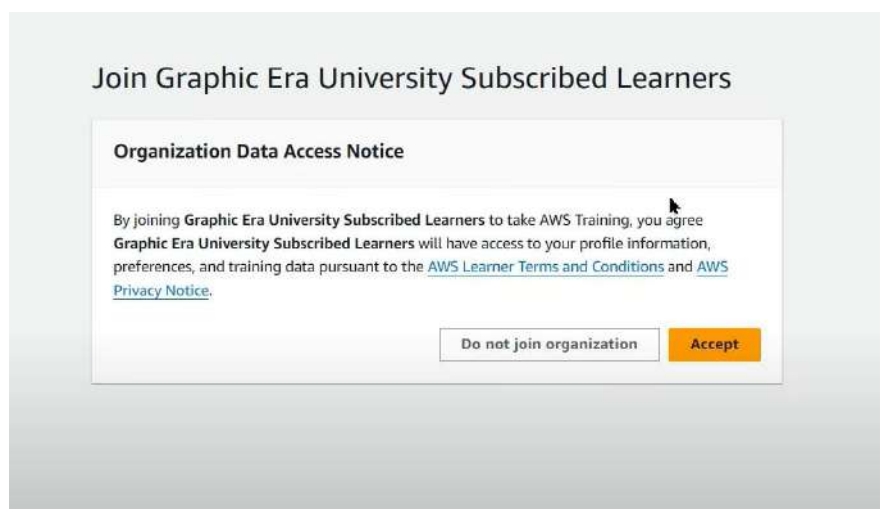
6. Create a strong password, then click on Create AWS Builder ID.



7. Read and accept the Terms and Conditions.



8. Select Join Graphic Era University Subscribed Learners and click on Accept.



9. On the Update Your Profile screen:

- Check your details carefully (ensure your *First and Last Name* are correct as they will appear on your certificates).
- In *Additional Fields*, select India as your country/region.
- Click on Continue.

The screenshot shows the 'Update Your Profile' page on the AWS Skill Builder website. The page has a navigation bar with the AWS logo and 'training and certification' text. Below the navigation bar are several tabs: 'Learn by Cloud Role', 'Learn by Product Domain', 'Build Practical Skills', 'Prepare for Exams', and 'Subscriptions'. The main content area contains a form with the following fields:

- Name:** Utkarsh Verma
- Email:** utkarshverma23011216@pchi.ac.in
- Additional fields:**
 - Country/Region (required): [Dropdown menu]
 - Job title: [Text input field]
 - Company name: [Text input field]
 - Company email address: [Text input field]
 - What is your goal for using Skill Builder?: [Dropdown menu]
 - AWS experience level: [Dropdown menu]
 - Role: [Dropdown menu]
 - Industry: [Dropdown menu]
- Opt-in:** Yes, I'd like Amazon Web Services (AWS) to share the latest news about AWS Training & Certification and related offerings with me by my login email, post or telephone.

 **You are now successfully logged in to AWS Skill Builder!**